

# Sam Houston State University Charter School

## Month End Financial Report

April 30, 2022

Prepared by: Erika Ancrum, Business Manager



Sam Houston State University Charter School  
COLLEGE OF EDUCATION  
MEMBER THE TEXAS STATE UNIVERSITY SYSTEM

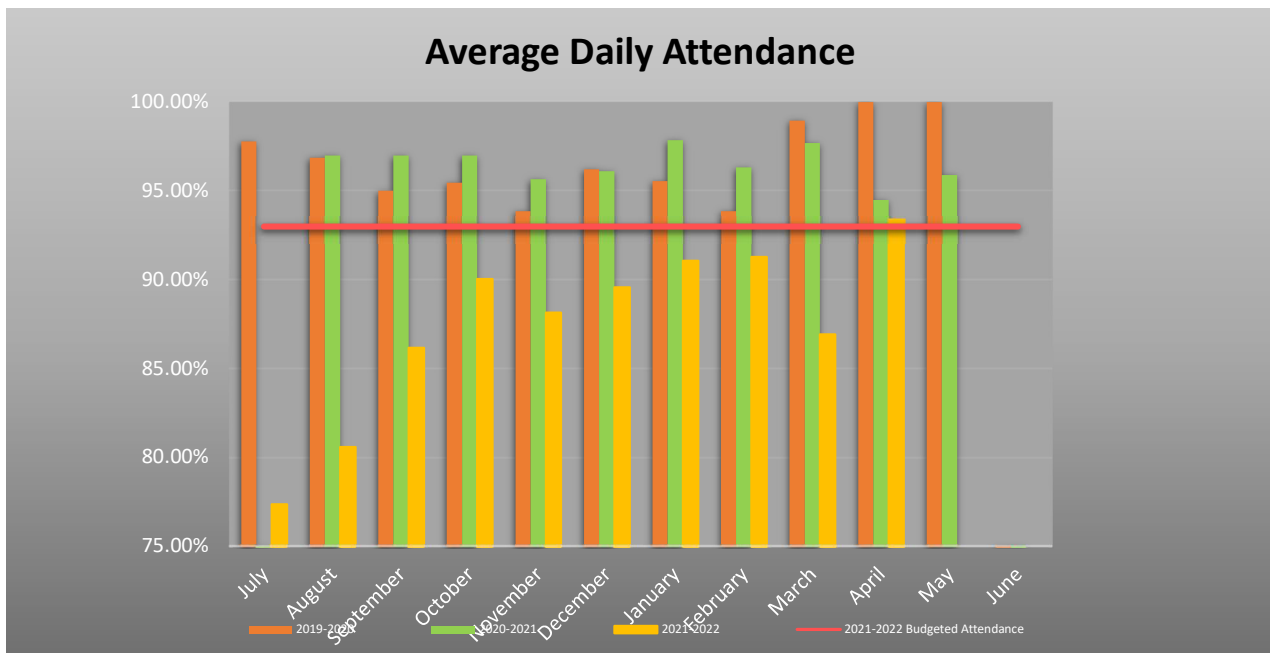
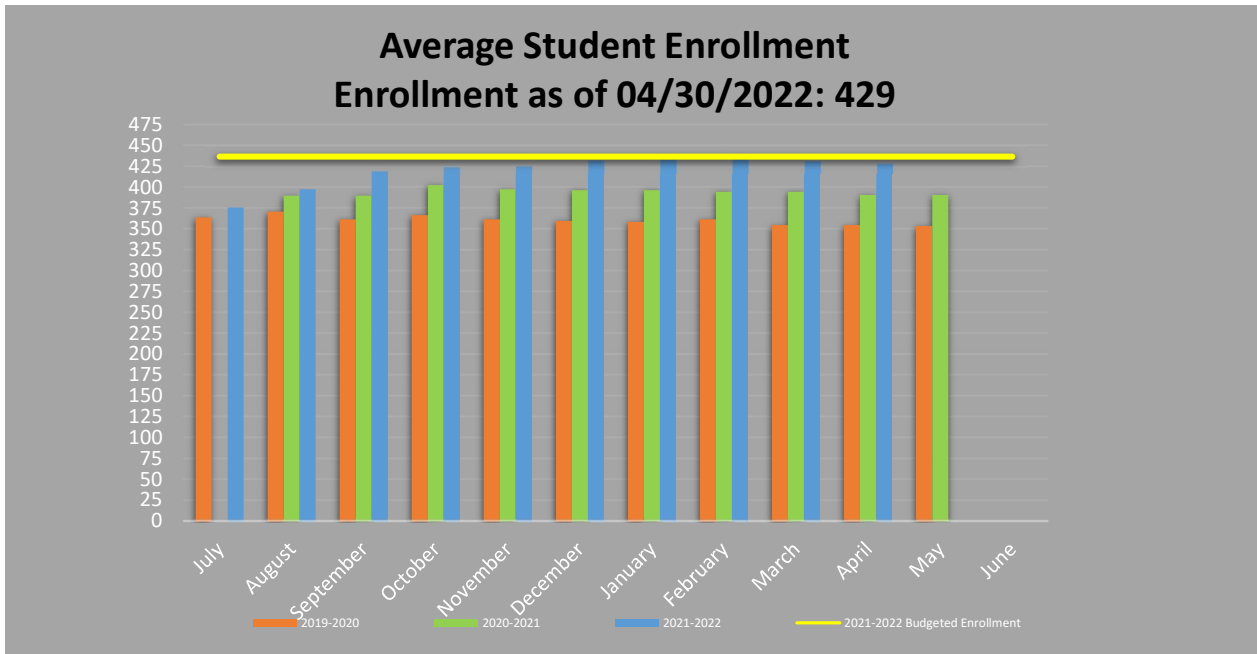
---

### Table of Contents

<b>Page 2</b>	Graphs: Average Student Enrollment and Average Daily Attendance
<b>Page 3</b>	Graphs: Budgeted Revenue vs. Summary of Finances and Administrative Cost Ratio
<b>Page 4</b>	Graphs: Fund Balance Percentage to Reserve Goal
<b>Page 5</b>	Reports: Financial Trend Analysis and Budget to Actual Progression
<b>Page 6</b>	Report: Year-to-Date Budget to Actual
<b>Page 7</b>	Reports: IDEA-B Maintenance of Effort and Program Intent Allotments
<b>Page 8</b>	Report: Federal Fiscal Status

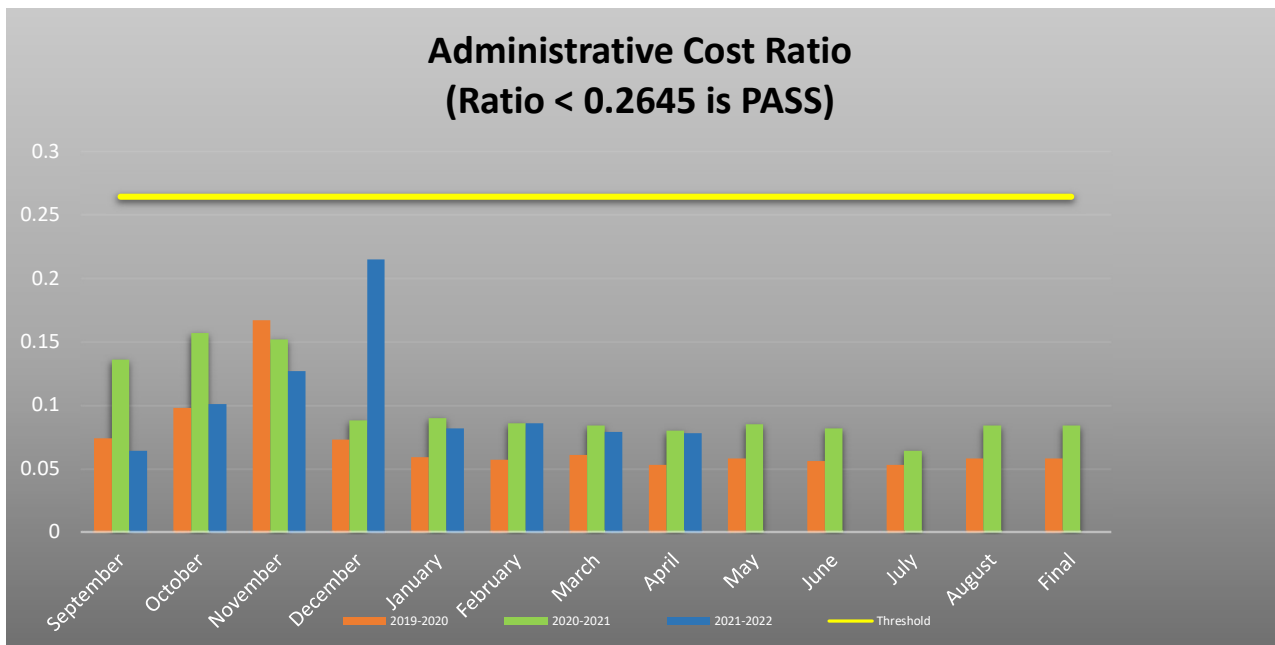
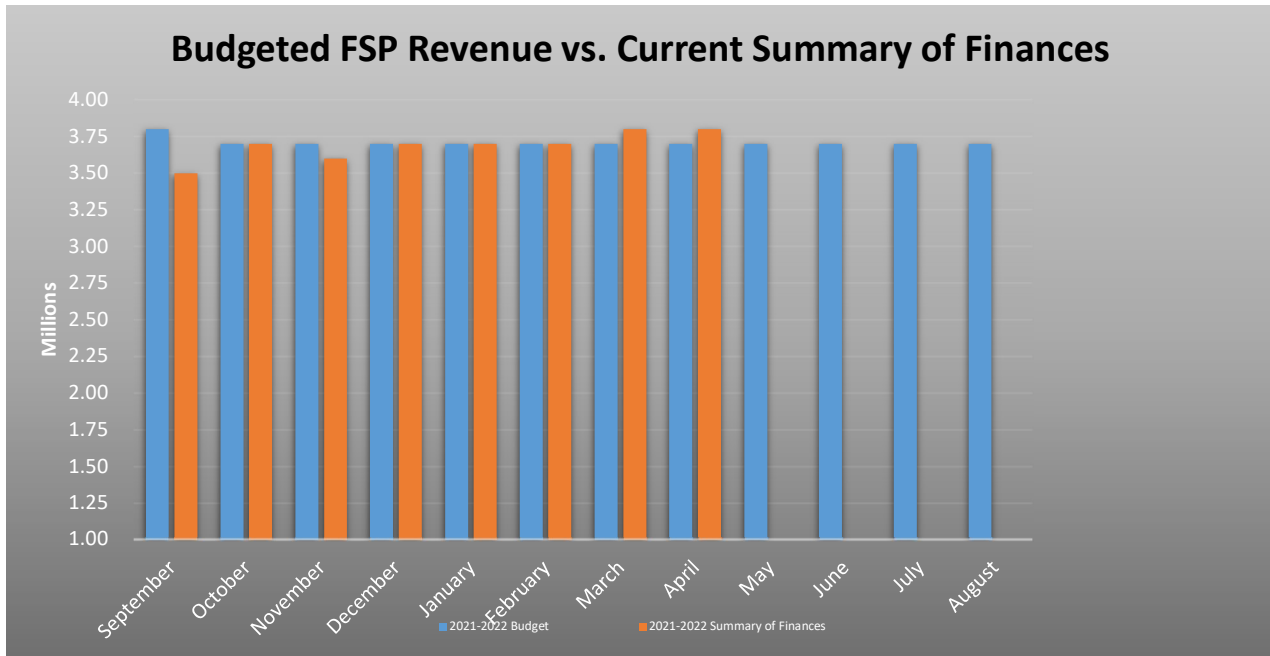
# Sam Houston State University Charter School

## Average Student Enrollment and Average Daily Attendance



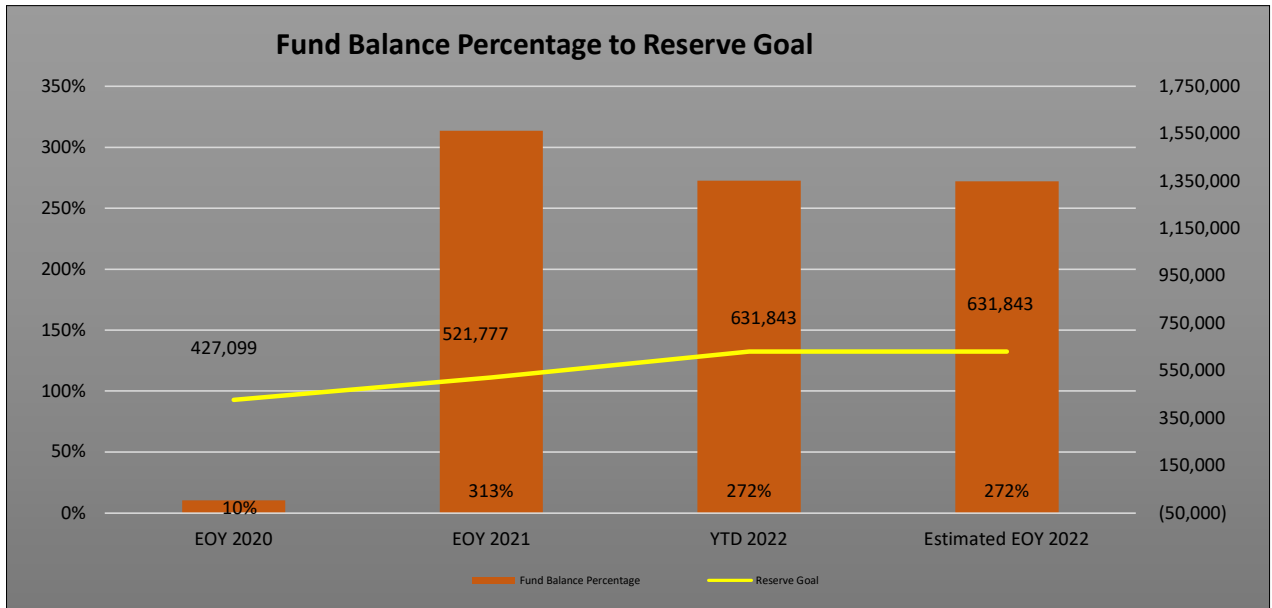
# Sam Houston State University Charter School

## Budgeted FSP Revenue vs. Current Summary of Finances and Administrative Cost Ratio



# Sam Houston State University Charter School

## Fund Balance Percentage to Reserve Goal







**Sam Houston State University Charter School**

**2021-2022 Financial Trend Analysis**

Month	Jul	Aug	Sep	Oct	Nov	Dec	Jan	Feb	Mar	Apr	May	Jun	Jul	Aug
Percent of Year Complete			8%	17%	25%	33%	42%	50%	58%	67%	75%	83%	92%	100%
<b>Statement of Activities</b>														
Total FSP Revenue YTD			\$ 298,607.00	\$ 597,892.00	\$ 899,853.00	\$ 1,194,087.00	\$ 1,489,516.00	\$ 1,790,964.00	\$ 2,106,262.00	\$ 2,421,500.00				
Total ASF Revenue YTD (Instructional Materials)			\$ 7,378.00	\$ 13,287.00	\$ 19,233.00	\$ 33,161.00	\$ 47,422.00	\$ 61,683.00	\$ 74,481.00	\$ 79,826.00				
Total FSP Settle-Up Funds YTD (From FY21)			\$ 1,185,159.00	\$ 1,185,839.00	\$ 1,185,839.00	\$ 1,185,839.00	\$ 1,185,839.00	\$ 1,185,839.00	\$ 1,185,839.00	\$ 1,185,839.00				
Total Expenses YTD for FSP and ASF Funds			\$ 264,109.97	\$ 520,832.89	\$ 893,851.53	\$ 1,161,359.40	\$ 1,413,962.67	\$ 1,672,892.43	\$ 1,919,608.56	\$ 2,207,100.32				
<b>Foundation School Program</b>														
Total Monthly FSP Revenue			\$ 298,607.00	\$ 299,285.00	\$ 301,961.00	\$ 294,234.00	\$ 295,429.00	\$ 301,488.00	\$ 315,298.00	\$ 315,238.00				
Total Monthly FSP Expenses			\$ 264,109.97	\$ 256,722.92	\$ 371,944.64	\$ 267,507.87	\$ 248,840.83	\$ 258,929.76	\$ 246,716.13	\$ 287,491.76				
Cash Flow (Red if negative; Green if positive)			\$ 34,497.03	\$ 42,562.08	\$ (69,983.64)	\$ 26,726.13	\$ 46,588.17	\$ 42,558.24	\$ 68,581.87	\$ 27,746.24			\$ -	\$ -
<b>Available School Fund</b>														
Total Monthly ASF Revenue			\$ 7,378.00	\$ 5,909.00	\$ 5,946.00	\$ 13,928.00	\$ 14,261.00	\$ 14,261.00	\$ 12,798.00	\$ 5,345.00			\$ -	\$ -
Total Monthly ASF Expense			\$ -	\$ -	\$ 1,074.00	\$ -	\$ 3,762.44	\$ -	\$ -	\$ -			\$ -	\$ -
Cash Flow (Red if negative; Green if positive)			\$ 7,378.00	\$ 5,909.00	\$ 4,872.00	\$ 13,928.00	\$ 10,498.56	\$ 14,261.00	\$ 12,798.00	\$ 5,345.00			\$ -	\$ -
<b>Enrollment and Attendance</b>														
Average Enrollment for the Month (Budget for 430)	376	398	420	425	426	433	435	439	432	429			-	-
Percent Attendance (Budget for 93%)	77.36%	80.57%	86.18%	90.05%	88.15%	89.57%	91.07%	91.29%	86.93%	93.41%			-	-
Enrollment - Budget to Actual		(39)	(17)	(12)	(4)	3	5	9	2	(1)			-	-
<b>Charter FIRST Indicator</b>														
Indicator #3 - Administrative Cost Ratio (Red if FAIL; Green if PASS)			0.064	0.101	0.127	0.215	0.082	0.086	0.079	0.078				

**Sam Houston State University Charter School  
2021-2022 Budget to Actual Progression - Fund 420 (FSP and ASF)**

	<u>2/10/2021</u> <u>Approved</u> <u>Budget</u>	<u>4/19/2022</u> <u>Amended</u> <u>Budget</u>	<u>2/10/2021</u> <u>State Aid</u> <u>Budget</u>	<u>5/10/2022</u> <u>Monthly</u> <u>SOF</u>
<b>Total State Program Revenues</b>	\$ 3,817,304.00	\$ 3,823,628.00	\$ 3,817,304.00	\$ 3,820,453.00
<b>Total Budgeted Expenditures</b>	\$ 3,767,304.00	\$ 3,734,526.51	\$ 3,791,059.16	\$ 3,734,526.51
<b>REVENUE OVER (UNDER) EXPENSES</b>	<u>\$ 50,000.00</u>	<u>\$ 89,101.49</u>	<u>\$ 26,244.84</u>	<u>\$ 85,926.49</u>
<b>Planned Carryforward (Fund Balance)</b>	\$ 50,000.00	\$ 89,101.49	\$ 26,244.84	\$ 85,926.49
				
	Budget adopted in February with three sites	Budget amended in April to include fund balance amount	Budget estimate submitted to state for FSP funding (430 at 93%)	Budget estimate based on SOF provided by TEA for March payment

**Sam Houston State University Charter School**  
**2021-2022 Year-to-Date Budget to Actual Report - Foundation School Program and Available School Fund Revenue**  
**April 30, 2022 - Fiscal Year is 66% Complete**

	<u>Amended Budget</u>	<u>Received and Expended</u>	<u>Balance Remaining</u>	<u>Percent Complete</u>
<b>Revenues</b>	\$ -	\$ -	\$ -	
5700 - Local Revenue	\$ 3,773,628.00	\$ 2,501,326.00	\$ 1,272,302.00	66.28%
5800 - State Program Revenue (FSP and ASF)	\$ 50,000.00	\$ -	\$ -	
0000- Fund Balance				
<b>Total Revenues</b>	<u>\$ 3,823,628.00</u>	<u>\$ 2,501,326.00</u>	<u>\$ 1,272,302.00</u>	<u>66.28%</u>
<b>Expenditures</b>				
11 - Instruction	\$ 2,797,002.68	\$ 1,575,454.15	\$ 1,221,548.53	56.33%
12 - Instructional Resources, Media Services	-	-	-	-
13 - Curriculum Dev. and Instructional Staff Dev.	\$ 15,000.00	\$ -	\$ 15,000.00	0.00%
21 - Instructional Leadership	-	-	-	-
23 - School Leadership	\$ 54,002.83	\$ 42,879.02	\$ 11,123.81	79.40%
31 - Guidance, Counseling, Evaluation Services	-	-	-	-
32 - Social Work Services	-	-	-	-
33 - Health Services	-	-	-	-
34 - Student Transportation	-	-	-	-
35 - Food Services	-	-	-	-
36 - Extracurricular Activities	-	-	-	-
41 - General Administration	\$ 321,127.00	\$ 162,417.63	\$ 158,709.37	50.58%
51 - Facilities Maintenance and Operations	\$ 593,394.00	\$ 426,349.52	\$ 167,044.48	71.85%
52 - Security and Monitoring Services	\$ 4,000.00	\$ -	\$ 4,000.00	0.00%
53 - Data Processing Services	-	-	-	-
61 - Community Services	-	-	-	-
71 - Debt Services	-	-	-	-
81 - Fund Raising	-	-	-	-
<b>Total Expenditures</b>	<u>\$ 3,784,526.51</u>	<u>\$ 2,207,100.32</u>	<u>\$ 1,577,426.19</u>	
<b>Planned Carryforward (Fund Balance)</b>	\$ 39,101.49	\$ 294,225.68		

(Red if negative; Green if positive)

**Sam Houston State University Charter School  
IDEA-B Maintenance of Effort and Special Program Intent Allotments**

Month	Jul	Aug	Sep	Oct	Nov	Dec	Jan	Feb	Mar	Apr	May	Jun	Jul	Aug
Percent of Year Complete			8%	17%	25%	33%	42%	50%	58%	67%	75%	83%	92%	100%
<b>IDEA-B Maintenance of Effort</b>														
Test 2 - State and Local - Previous Fiscal Year			\$ 204,018.74	\$ 204,018.74	\$ 204,018.74	\$ 204,018.74	\$ 204,018.74	\$ 204,018.74	\$ 204,018.74	\$ 204,018.74				
Test 2 - Total Expenses YTD - Fund 420, PIC 23			\$ 18,879.36	\$ 37,334.89	\$ 55,013.28	\$ 72,362.26	\$ 90,949.82	\$ 113,074.65	\$ 131,798.45	\$ 150,534.75				
Maintenance of Effort Percentage - Goal 100%			9.25%	18.33%	26.96%	35.47%	44.58%	55.42%	64.60%	73.78%				
<b>Gifted &amp; Talented</b>														
21 - Gifted and Talented (100%)			\$ 8,172.00	\$ 8,172.00	\$ 8,414.00	\$ 7,813.00	\$ 7,708.00	\$ 7,712.00	\$ 8,568.00	\$ 8,568.00				
100% of Allotment			\$ 8,172.00	\$ 8,172.00	\$ 8,414.00	\$ 7,813.00	\$ 7,708.00	\$ 7,712.00	\$ 8,568.00	\$ 8,568.00				
YTD Total Expenses - Fund 420, PIC 21			\$ 252.00	\$ 504.00	\$ 844.29	\$ 1,108.13	\$ 1,393.73	\$ 5,077.65	\$ 5,935.06	\$ 6,476.65				
Percent Expended			3.08%	6.17%	10.03%	14.18%	18.08%	65.84%	69.27%	75.59%				
<b>Special Education Allotment</b>														
23 - Special Education Allotment (55%)			\$ 160,348.00	\$ 160,348.00	\$ 168,850.00	\$ 173,623.00	\$ 173,568.00	\$ 173,648.00	\$ 175,740.00	\$ 175,740.00				
55% of Allotment			\$ 88,191.40	\$ 88,191.40	\$ 92,867.50	\$ 95,492.65	\$ 95,462.40	\$ 95,506.40	\$ 96,657.00	\$ 96,657.00				
YTD Total Expenses - Fund 420, PIC 23			\$ 18,879.36	\$ 37,334.89	\$ 55,013.28	\$ 72,362.26	\$ 90,949.82	\$ 113,074.65	\$ 131,798.45	\$ 150,534.75				
Percent Expended			21.41%	42.33%	59.24%	75.78%	95.27%	118.39%	136.36%	155.74%				
<b>State Compensatory Education Allotment</b>														
24 - State Comp Ed Allotment (55%)			\$ 122,874.00	\$ 122,874.00	\$ 122,874.00	\$ 122,874.00	\$ 122,834.00	\$ 172,248.00	\$ 172,248.00	\$ 172,248.00				
55% of Allotment			\$ 67,580.70	\$ 67,580.70	\$ 67,580.70	\$ 67,580.70	\$ 67,558.70	\$ 94,736.40	\$ 94,736.40	\$ 94,736.40				
YTD Total Expenses - Fund 420, PIC 24			\$ 4,750.01	\$ 9,500.03	\$ 14,411.48	\$ 19,295.59	\$ 23,901.84	\$ 56,436.31	\$ 65,705.28	\$ 72,943.14				
Percent Expended			7.03%	14.06%	21.32%	28.55%	35.38%	59.57%	69.36%	77.00%				
<b>Bilingual Education Allotment</b>														
25 - Bilingual Ed Allotment (55%)			\$ 15,293.00	\$ 15,293.00	\$ 14,758.00	\$ 15,850.00	\$ 15,845.00	\$ 15,853.00	\$ 15,255.00	\$ 15,255.00				
55% of Allotment			\$ 8,411.15	\$ 8,411.15	\$ 8,116.90	\$ 8,717.50	\$ 8,714.75	\$ 8,719.15	\$ 8,390.25	\$ 8,390.25				
YTD Total Expenses - Fund 420, PIC 25			\$ 1,404.65	\$ 2,767.81	\$ 3,794.04	\$ 4,717.34	\$ 5,574.71	\$ 6,373.09	\$ 7,169.87	\$ 7,876.10				
Percent Expended			16.70%	32.91%	46.74%	54.11%	63.97%	73.09%	85.45%	93.87%				
<b>School Safety Allotment</b>														
26 - School Safety Allotment (100%)			\$ 3,899.00	\$ 3,899.00	\$ 3,819.00	\$ 3,840.00	\$ 3,840.00	\$ 3,840.00	\$ 3,840.00	\$ 3,891.00	\$ 3,891.00			
100% of Allotment			\$ 3,899.00	\$ 3,899.00	\$ 3,819.00	\$ 3,840.00	\$ 3,840.00	\$ 3,840.00	\$ 3,840.00	\$ 3,891.00	\$ 3,891.00			
YTD Total Expenses - Fund 420, PIC 26			\$ -	\$ -	\$ -	\$ -	\$ -	\$ -	\$ -	\$ -	\$ -			
Percent Expended			0.00%	0.00%	0.00%	0.00%	0.00%	0.00%	0.00%	0.00%	0.00%			
<b>Early Education Allotment</b>														
36 - Early Education Allotment (100%)			\$ 41,173.00	\$ 41,173.00	\$ -	\$ 58,818.00	\$ 58,799.00	\$ 58,826.00	\$ 47,997.00	\$ 47,997.00				
100% of Allotment			\$ 41,173.00	\$ 41,173.00	\$ -	\$ 58,818.00	\$ 58,799.00	\$ 58,826.00	\$ 47,997.00	\$ 47,997.00				
YTD Total Expenses - Fund 420, PIC 36			\$ 3,262.70	\$ 6,297.82	\$ 9,587.45	\$ 12,920.89	\$ 16,634.74	\$ 45,306.91	\$ 52,233.46	\$ 56,077.31				
Percent Expended			7.92%	15.30%	0.00%	21.97%	28.29%	77.02%	108.83%	116.84%				
<b>Dyslexia Allotment</b>														
37 - Dyslexia Allotment (100%)			\$ 18,477.00	\$ 18,477.00	\$ -	\$ 18,477.00	\$ 18,471.00	\$ 18,480.00	\$ 18,480.00	\$ 18,480.00				
100% of Allotment			\$ 18,477.00	\$ 18,477.00	\$ -	\$ 18,477.00	\$ 18,471.00	\$ 18,480.00	\$ 18,480.00	\$ 18,480.00				
YTD Total Expenses - Fund 420, PIC 37			\$ -	\$ 2,080.00	\$ 20,780.10	\$ 20,780.10	\$ 31,784.90	\$ 32,093.90	\$ 39,432.65	\$ 59,878.35				
Percent Expended			0.00%	11.26%	0.00%	112.46%	172.08%	173.67%	213.38%	324.02%				
Projected Compliant														
Projected Non-Compliant														

\*Does not have to meet a special population compliance requirement, but expected to maintain program.

\*\*We have chosen to maintain the program with a \$5,000 budget.

**Sam Houston State University Charter School  
Federal Program Fiscal Status**

**April 30, 2022 - Fiscal Year is 66% Complete**

**Federal Risk Rating for Noncompliance - MEDIUM**

Fund and Grant	Object Code	Budget	Expenses Before FY22	Total Percent Expended Before FY22	Balance Remaining for FY22	FY22 YTD Expenses	Total Percent Expended	Balance Remaining	FY22 Indirect Cost Rate	Grant Award Period	Notes
2019-2021 Safety and Security Grant	6100		\$ -	0.00%	\$ -	\$ -	0.00%	\$ -	0.000%	01/20/19 - 07/31/2022	Commitments: \$6239.07
	6200		\$ -	0.00%	\$ -	\$ -	0.00%	\$ -			
	6300	\$ 25,000.00	\$ 18,128.89	0.00%	\$ 6,871.11	\$ 537.48	74.67%	\$ 6,333.63			
	6400		\$ -	0.00%	\$ -	\$ -	0.00%	\$ -			
	Indirect Costs		\$ -	0.00%	\$ -	\$ -	0.00%	\$ -			
<b>TOTAL</b>		<b>\$ 25,000.00</b>	<b>\$ 18,128.89</b>	<b>72.52%</b>	<b>\$ 6,871.11</b>	<b>\$ 537.48</b>	<b>74.67%</b>	<b>\$ 94.56</b>			
<b>Fund 224:</b> 2021-2022 IDEA-B Formula	6100		\$ -	0.00%	\$ -	\$ -	0.00%	\$ -	3.596%	08/22/21- 09/30/22	Commitments:\$673.00
	6200	\$ 49,728.00	\$ -	0.00%	\$ 49,728.00	\$ 47,484.00	95.49%	\$ 2,244.00			
	6300	\$ -	\$ -	0.00%	\$ -	\$ -	0.00%	\$ -			
	6400	\$ -	\$ -	0.00%	\$ -	\$ -	0.00%	\$ -			
	Indirect Costs	\$ 1,788.00	\$ -	0.00%	\$ 1,788.00	\$ 1,707.52	95.50%	\$ 80.48			
<b>TOTAL</b>		<b>\$ 51,516.00</b>	<b>\$ -</b>	<b>0.00%</b>	<b>\$ 51,516.00</b>	<b>\$ 49,191.52</b>	<b>95.49%</b>	<b>\$ 1,651.48</b>			
<b>Fund 225:</b> 2021-2022 IDEA-B Pre-K	6100	\$ -	\$ -	0.00%	\$ -	\$ -	0.00%	\$ -	3.596%	09/01/21 - 09/30/22	Commitments:\$0
	6200	\$ 589.00	\$ -	0.00%	\$ 589.00	\$ 571.00	96.94%	\$ 18.00			
	6300	\$ -	\$ -	0.00%	\$ -	\$ -	0.00%	\$ -			
	6400	\$ -	\$ -	0.00%	\$ -	\$ -	0.00%	\$ -			
	Indirect Costs	\$ 21.00	\$ -	0.00%	\$ 21.00	\$ 20.53	97.76%	\$ 0.47			
<b>TOTAL</b>		<b>\$ 610.00</b>	<b>\$ -</b>	<b>0.00%</b>	<b>\$ 610.00</b>	<b>\$ 591.53</b>	<b>96.97%</b>	<b>\$ 18.47</b>			
<b>Fund 255:</b> 2021-2022 Title II, Part A	6100	\$ -	\$ -	0.00%	\$ -	\$ -	0.00%	\$ -	3.596%	09/01/21 - 09/30/22	Commitments: \$550
	6200	\$ 6,587.00	\$ -	0.00%	\$ 6,587.00	\$ 5,518.50	83.78%	\$ 1,068.50			
	6300	\$ -	\$ -	0.00%	\$ -	\$ -	0.00%	\$ -			
	6400	\$ -	\$ -	0.00%	\$ -	\$ -	0.00%	\$ -			
	Indirect Costs	\$ 237.00	\$ -	0.00%	\$ 237.00	\$ 198.46	83.74%	\$ 38.54			
<b>TOTAL</b>		<b>\$ 6,824.00</b>	<b>\$ -</b>	<b>0.00%</b>	<b>\$ 6,824.00</b>	<b>\$ 5,716.96</b>	<b>83.78%</b>	<b>\$ 557.04</b>			
<b>Fund 224:</b> 2022-2022 ESSER Supplemental	6100	\$ 152,561.00	\$ -	0.00%	\$ 152,561.00	\$ 58,040.63	0.00%	\$ 94,520.37	12.644%	09/01/21- 08/31/22	Commitments: \$40,264.99
	6200	\$ -	\$ -	0.00%	\$ -	\$ -	0.00%	\$ -			
	6300	\$ 126,981.00	\$ -	0.00%	\$ 99,621.00	\$ 1,079.73	0.00%	\$ 125,901.27			
	6400	\$ -	\$ -	0.00%	\$ 27,360.00	\$ -	0.00%	\$ -			
	Indirect Costs	\$ 28,382.00	\$ -	0.00%	\$ 28,382.00	\$ 7,475.12	26.34%	\$ 20,906.88			
<b>TOTAL</b>		<b>\$ 307,924.00</b>	<b>\$ -</b>	<b>0.00%</b>	<b>\$ 307,924.00</b>	<b>\$ 66,595.48</b>	<b>21.63%</b>	<b>\$ 201,063.53</b>			
<b>Fund 410:</b> Instructional Materials Allotment for 2021-2022 & 2022-2023 Biennium	6300	\$ 39,131.13	\$ 7,752.00	19.81%	\$ 31,379.13	\$ 22,237.12	76.64%	\$ 9,142.01	N/A	School Years 2021-2022 and 2022-2023	This is not a federal grant.
	<b>TOTAL</b>	<b>\$ 39,131.13</b>	<b>\$ 7,752.00</b>	<b>19.81%</b>	<b>\$ 31,379.13</b>	<b>\$ 22,237.12</b>	<b>76.64%</b>	<b>\$ 9,142.01</b>			